

A.J. Irving & Kip Alizadeh

# THE WISHING FLOWER



book companion

# ACTIVITY PACK

RESOURCES DESIGNED BY: the subway side

AUTHOR- A.J. IRVING

ILLUSTRATOR- KIP ALIZADEH

PUBLISHER – RANDOM HOUSE

# BOOK COMPANION

## activity guide

### RAINBOW DIFFERENCES


Copy RAINBOW DIFFERENCES pages on white copy paper. Provide pencils for children to write one different reason that makes them special in each arc of the rainbow. Then, encourage them to decorate their rainbow with their favorite art supply. Finally, they can hang their rainbow somewhere special.

### BOOKMARKS

Copy the BOOKMARKS on white cardstock for durability. Provide scissors or pre-cut the bookmarks. Then, encourage students to use their favorite art supply to color the bookmarks.

### YOU WILL NEED:

- White paper
- Art supplies
- Scissors
- Pencils



### CRACK THE CODE

Copy the CRACK THE CODE pages on white copy paper. Children will use the numbered code to reveal a mystery message from the story. Then, children will use their favorite art supply to color the attached coloring page.



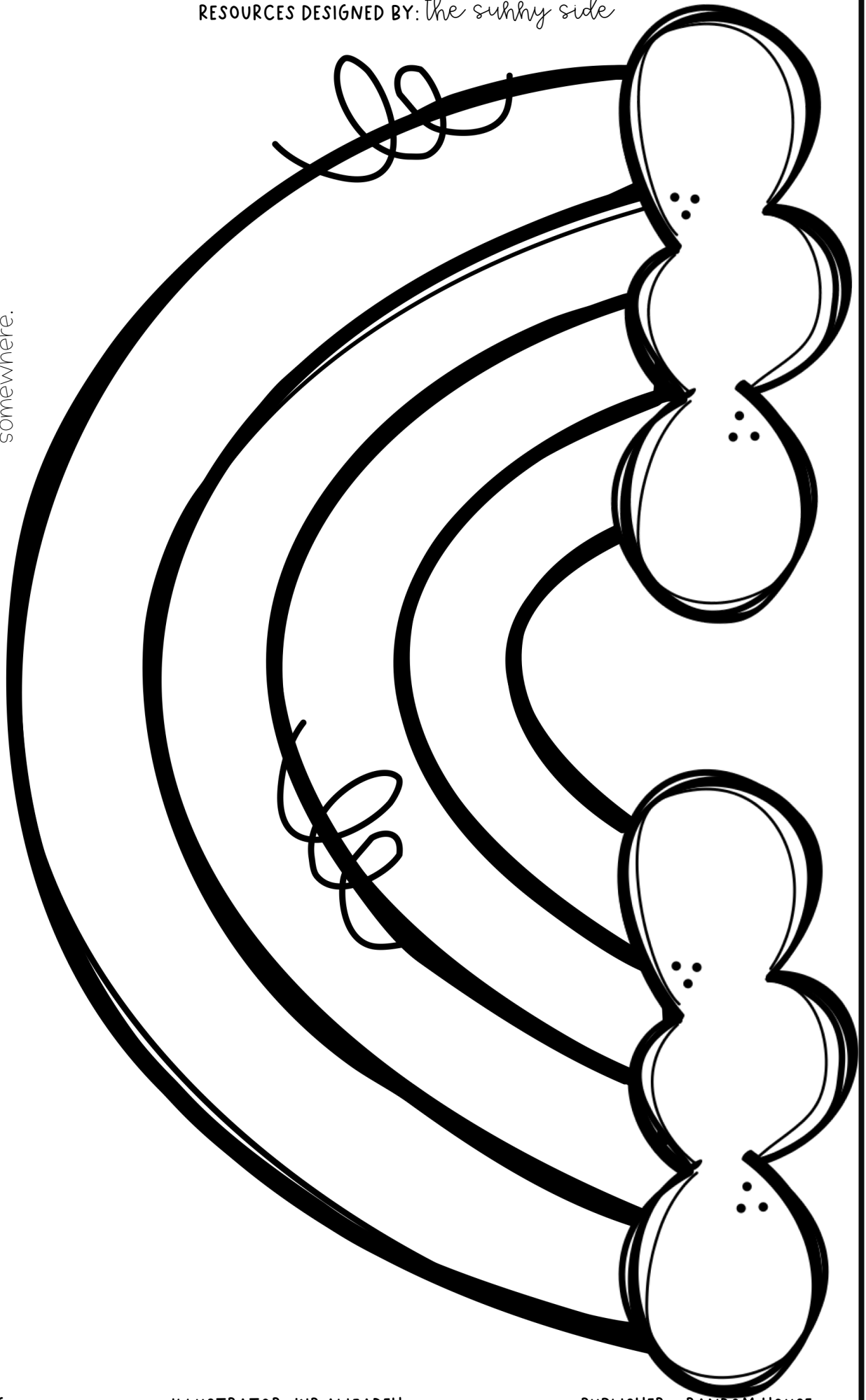
RESOURCES DESIGNED BY: the subway side

Name: \_\_\_\_\_

# RAINBOW DIFFERENCES


Like a rainbow, we are all colorful in our own ways. Write one way that you're special in each arc of the rainbow. Then, decorate your rainbow with bright colors and hang it somewhere.

RESOURCES DESIGNED BY: *the sunny side*



# BOOKMARKS

Print, cut, and color



Name: \_\_\_\_\_

RESOURCES DESIGNED BY: *the sunny side*

# CRACK THE CODE!

Each number matches with a different letter. Use the table below to crack the code and reveal a special message! Then, color the picture on the next page.

A	B	C	D	E	F	G	H	I
1	2	3	4	5	6	7	8	9
J	K	L	M	N	O	P	Q	R
10	11	12	13	14	15	16	17	18
S	T	U	V	W	X	Y	Z	
19	20	21	22	23	24	25	26	

8	5	18		8	5	1	18	20

2	1	12	12	15	14	5	4

12	9	11	5	1

16	1	18	1	3	8	21	20	5

Name: \_\_\_\_\_

# ANSWER KEY

# CRACK THE CODE!

Each number matches with a different letter. Use the table below to crack the code and reveal a special message! Then, color the picture on the next page.

A	B	C	D	E	F	G	H	I
1	2	3	4	5	6	7	8	9
J	K	L	M	N	O	P	Q	R
10	11	12	13	14	15	16	17	18
S	T	U	V	W	X	Y	Z	
19	20	21	22	23	24	25	26	

H	E	R		H	E	A	R	T
8	5	18		8	5	1	18	20

B	A	L	L	O	N	E	D
2	1	12	12	15	14	5	4


L	I	K	E		A
12	9	11	5		1

P	A	R	A	C	H	U	T	E
16	1	18	1	3	8	21	20	5

Name: \_\_\_\_\_

RESOURCES DESIGNED BY: *the sunny side*

# THE WISHING FLOWER



# CREDITS PAGE

## The author – A.J. Irving

A.J. Irving grew up in Boise, Idaho, writing stories and daydreaming about becoming an author.

Now, she writes picture books and poetry beneath an old elm tree in Salt Lake City. A.J. reads kidlit every day and dances every chance she gets. She is the author of *Dance Like a Leaf* (Barefoot Books, 2020) and *The Wishing Flower* (Knopf BFYR, May 30, 2023). As a children's author and former bookmobile librarian, A.J. is passionate about inspiring kids to love books. When she's not reading, writing, or dancing, she enjoys exploring Utah with her husband, two children, and their English bulldog. A.J. received a B.A. in journalism and women's and gender studies from the University of Oregon. She is represented by Jordan Hamessley of New Leaf Literary. Learn more at <https://ajirving.com/>



## CONNECT WITH A.J.



## The illustrator – Kip Alizadeh

Kip Alizadeh is an Iranian-British visual artist, illustrator, and hand-letterer. Kip like cats and going running. They don't like having wet socks. Kip lives in Belfast.


<https://kipalizadeh.net/>



THESE RESOURCES WERE DESIGNED BY MOLLY AT





*the sunny side*

EMAIL OR VISIT HER WEBSITE FOR MORE  
INFORMATION.









# YOU MAY

-  Use this guide for personal use.
-  Use this guide in your classroom and with your students.
-  Copy this guide for your class and your students.
-  Copy this guide for your child and personal home use.

# YOU MAY *not*

-  Give this guide to others.
-  Copy this guide for others.
-  Post this guide on a website; personal, school, or district.
-  Copy or modify any part of this guide to offer others for free or for sale.



THESE RESOURCES WERE DESIGNED BY MOLLY AT

*the sunny side*

EMAIL OR VISIT HER WEBSITE FOR MORE  
INFORMATION.

